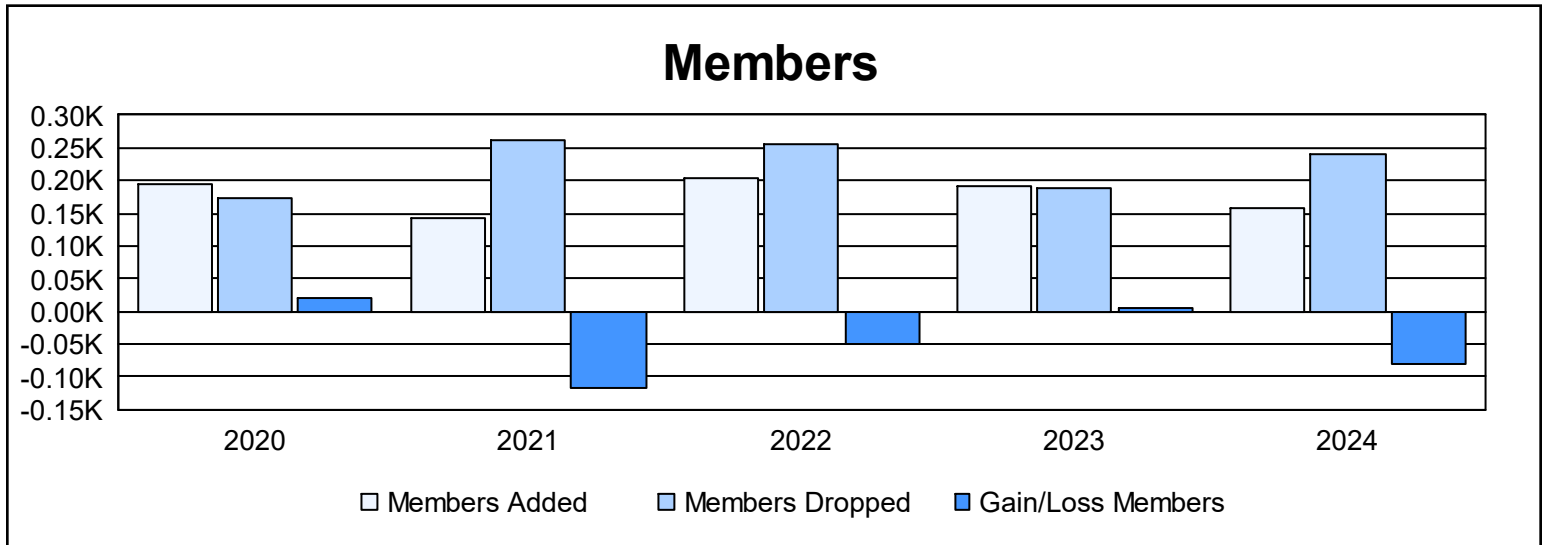
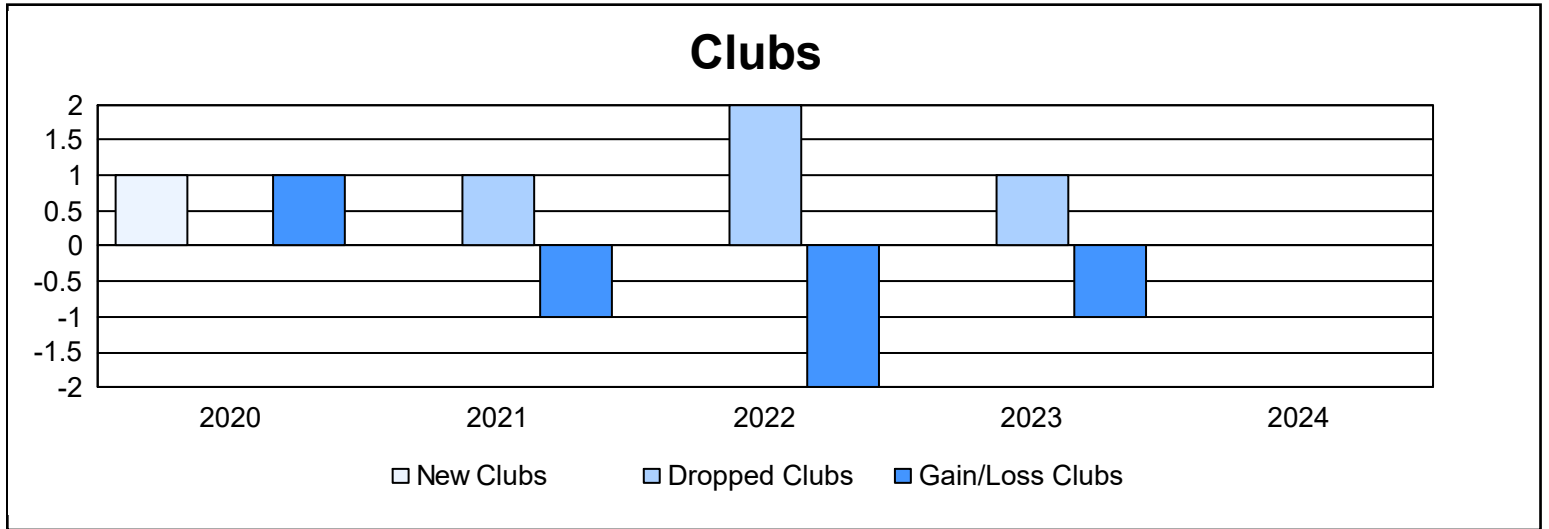
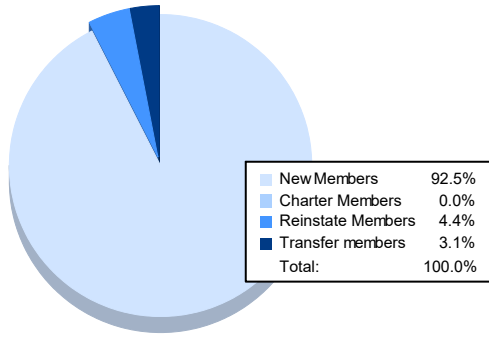


Year	New Clubs	Dropped Clubs	Gain/ Loss Clubs	New Members	Charter Members	Reinstate Members	Transfer Members	Total Member Added	Total Members Dropped	Gain/ Loss Members
2019-2020	1	0	1	159	23	8	3	193	173	20
2020-2021	0	1	-1	122	7	8	6	143	261	-118
2021-2022	0	2	-2	194	0	6	5	205	256	-51
2022-2023	0	1	-1	177	0	4	10	191	187	4
2023-2024	0	0	0	147	0	7	5	159	239	-80
<b>Average</b>	<b>0</b>	<b>1</b>	<b>-1</b>	<b>160</b>	<b>6</b>	<b>7</b>	<b>6</b>	<b>178</b>	<b>223</b>	<b>-45</b>



### Membership Composition June 2024 Cumulative



### Gender Composition June 2024 Cumulative

